

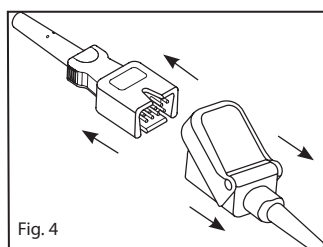
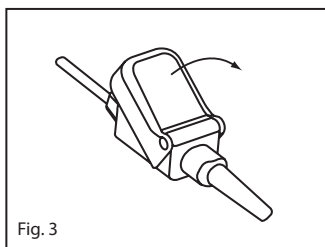
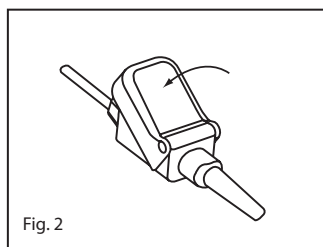
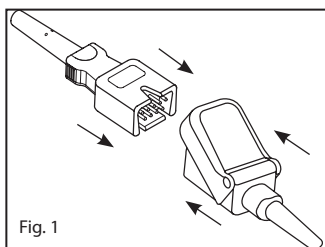
RD to LNC Adapter Cable



Images	2
en English	3-5



RD to LNC Adapter Cable



RD to LNC Adapter Cable

en

DIRECTIONS FOR USE

Reusable



Not made with natural rubber latex



Non-Sterile

INDICATIONS

The RD to LNC Adapter Cable has the same indications for use as the applicable sensors. Please see the compatible sensor's directions for use for indications for use and prescribed information.

DESCRIPTION

The RD to LNC Adapter Cable allows RD SET™ sensors to be used with LNC series cables on Masimo® SET® devices or to connect to devices with conventional Nellcor Technology.

The RD to LNC Adapter Cable has been verified using Masimo SET technology.

WARNING: Masimo sensors and cables are designed for use with devices containing Masimo SET oximetry or licensed to use Masimo sensors.

WARNINGS

- Always refer to the oximeter module operator's manual for complete instructions or additional instructions.
- Ensure the cable is physically intact, with no broken or frayed wires or damaged parts. Visually inspect the cable and discard if cracks or discoloration are found.
- All sensors and cables are designed for use with specific monitors. Verify the compatibility of the monitor, cable and sensor before use, otherwise degraded performance and/or patient injury can result.
- Carefully route patient cable to reduce the possibility of patient entanglement or strangulation.
- Failure to properly connect the sensor or the oximeter module to the cable will result in intermittent readings, inaccurate results, or no reading.
- To avoid damage to the cable, always hold it by the connector rather than the cable when connecting or disconnecting either end.
- To prevent damage, do not soak or immerse the sensor or cable in any liquid solution. Do not attempt to sterilize the cable or sensor.
- Do not attempt to reprocess, recondition or recycle Masimo sensors or patient cables as these processes may damage the electrical components, potentially leading to patient harm.

INSTRUCTIONS

A) Attaching the RD to LNC Adapter Cable to a Patient Cable

1. Refer to **Fig. 1**. Properly orient and insert the connector completely into the patient cable connector.
2. Refer to **Fig. 2**. Completely close the protective latch.

B) Disconnecting the RD to LNC Adapter Cable from a Patient Cable

1. Refer to **Fig. 3**. Lift the protective cover to gain access to the connector.
2. Refer to **Fig. 4**. Pull firmly on the connector to remove from the patient cable. To avoid damage, pull on the connector, not the cable.

CLEANING

1. Remove the sensor from the patient and disconnect it from the adapter cable .
2. Clean the surface of the cable by wiping it with a 70% isopropyl alcohol pad .
3. Wipe all surfaces of the cable
4. Saturate another cloth or gauze pad with sterile or distilled water and wipe all surfaces of the cable .
5. Dry the cable by wiping all surfaces with a clean cloth or dry gauze pad.

CAUTION:


- Do not immerse the connector on the cable in any liquid solution.
- Do not sterilize by irradiation, steam, autoclave, or ethylene oxide.
- Do not clean with chemicals not approved above.

SPECIFICATIONS

The RD Adapter Cables and RD sensors have been verified on Nellcor N-200 technology.

The saturation accuracy of the neonatal sensors was validated on adult volunteers and 1% was added to account for the properties of fetal hemoglobin.

NOTE: For specifications when used with Masimo SET or Masimo rainbow SET technology consult the corresponding sensor Directions for Use.

RD Sensor used with Nellcor Technology	 Body Weight	Application Site	SpO2 Accuracy No Motion	Pulse Rate Accuracy No Motion
RD SET Adt	> 30 kg	Finger or Toe	± 2%	± 3 bpm
RD SET Pdt	10 - 50 kg	Finger or Toe	± 2%	± 3 bpm
RD SET Inf	3 - 20 kg	Thumb or Great Toe	± 2%	± 3 bpm
RD SET Neo	< 3 kg > 40 kg	Neonatal: Hand or Foot Adult: Finger or Toe	Neonatal ± 3% Adult ± 2%	± 3 bpm
RD SET NeoPt	< 1 kg	Hand or Foot	± 3%	± 3 bpm

ENVIRONMENTAL

Operating Temperature	41°F to 104°F (5°C to 40°C)
Storage Temperature	-40°F to 158°F (-40°C to 70°C)
Relative Humidity	10% to 95% non-condensing

WARRANTY

Masimo warrants to the initial buyer only that these products, when used in accordance with the directions provided with the Products by Masimo, will be free of defects in materials and workmanship for a period of six (6) months. Single use products are warranted for single patient use only.

THE FOREGOING IS THE SOLE AND EXCLUSIVE WARRANTY APPLICABLE TO THE PRODUCTS SOLD BY MASIMO TO BUYER. MASIMO EXPRESSLY DISCLAIMS ALL OTHER ORAL, EXPRESS OR IMPLIED WARRANTIES, INCLUDING WITHOUT LIMITATION ANY WARRANTIES OF MERCHANTABILITY OR FITNESS FOR PARTICULAR PURPOSE. MASIMO'S SOLE OBLIGATION AND BUYER'S EXCLUSIVE REMEDY FOR BREACH OF ANY WARRANTY SHALL BE, AT MASIMO'S OPTION, TO REPAIR OR REPLACE THE PRODUCT.

WARRANTY EXCLUSIONS

This warranty does not extend to any product that has been used in violation of the operating instructions supplied with the product, or has been subject to misuse, neglect, accident or externally created damage. This warranty does not extend to any product that has been connected to any unintended instrument device or system, has been modified, or has been disassembled or reassembled. This warranty does not extend to sensors or cables that have been reprocessed, reconditioned or recycled.

IN NO EVENT SHALL MASIMO BE LIABLE TO BUYER OR ANY OTHER PERSON FOR ANY INCIDENTAL, INDIRECT, SPECIAL OR CONSEQUENTIAL DAMAGES (INCLUDING WITHOUT LIMITATION LOST PROFITS), EVEN IF ADVISED OF THE POSSIBILITY THEREOF. IN NO EVENT SHALL MASIMO'S LIABILITY ARISING FROM ANY PRODUCTS SOLD TO BUYER (UNDER A CONTRACT, WARRANTY, TORT OR OTHER CLAIM) EXCEED THE AMOUNT PAID BY BUYER FOR THE LOT OF PRODUCT(S) INVOLVED IN SUCH CLAIM. IN NO EVENT SHALL MASIMO BE LIABLE FOR ANY DAMAGES ASSOCIATED A PRODUCT THAT HAS BEEN REPROCESSED, RECONDITIONED OR RECYCLED. THE LIMITATIONS IN THIS SECTION SHALL NOT BE DEEMED TO PRECLUDE ANY LIABILITY THAT, UNDER APPLICABLE PPRODUCTS LIABILITY LAW, CANNOT LEGALLY BE PRECLUDED BY CONTRACT.






















NO IMPLIED LICENSE

Purchase or possession of this RD SET Adapter Cable does not carry any express or implied license to use this RD SET Adapter Cable with any device that is not an authorized device or separately authorized to use RD SET Adapter Cables.


CAUTION: FEDERAL LAW (U.S.A.) RESTRICTS THIS DEVICE TO SALE BY OR ON THE ORDER OF A PHYSICIAN.

For professional use. See instructions for use for full prescribing information, including indications, contraindications, warnings, precautions and adverse events.

The following symbols may appear on the product or product labeling:

SYMBOL	DEFINITION	SYMBOL	DEFINITION
	Consult Instructions for Use		Separate collection for electrical and electronic equipment (WEEE).
 (blue background)	Follow Instructions for Use		Lot code
	Manufacturer		Catalogue number (model number)
	Date of Manufacture		Masimo reference number
	Use By YYYY-MM		Body weight
	Do not discard	>	Greater than
	Non-Sterile	<	Less than
	Not made with natural rubber latex		Storage Humidity Limitation
R _x Only	Federal law (USA) restricts this device to sale by or on the order of a physician		Storage Temperature Limitation
	Mark of Conformity to European Medical Device Directive 93/42/EEC		Keep Dry
	Authorized representative in the European community		Do not use if package is damaged
	Light Emitting Diode (LED) LED emits light when current flows through		Instructions/Directions for Use/Manuals are available in electronic format @ http://www.Masimo.com/TechDocs Note: eIFU is not available for CE mark countries.

Patents: <http://www.masimo.com/patents.htm>

Masimo, SET, and  are federally registered trademarks of Masimo Corporation.

RD SET is a trademark of Masimo Corporation.

Nellcor is a registered trademark of Nellcor Puritan Bennett Incorporated.

Printed in USA.



© 2016 Masimo Corporation

 **Manufacturer:**
Masimo Corporation
40 Parker
Irvine, CA 92618
USA

www.masimo.com

EU Authorized Representative for Masimo
Corporation:



MDSS GmbH
Schiffgraben 41
D-30175 Hannover, Germany



9182A-eIFU-0116